




# 40x40x28 mm

San Ace 40 9P type 



## General Specifications

- Material ..... Frame: Plastic (Flammability: UL 94V-0), Impeller: Plastic (Flammability: UL 94V-1)
- Expected life ..... See the table below. (L10 life: 90% survival rate for continuous operation in free air at 60°C, rated voltage)  
Expected life at 40°C is for reference only.
- Motor protection function ..... Locked rotor burnout protection, Reverse polarity protection  
For details, please refer to p. 573.
- Dielectric strength ..... 50/60 Hz, 500 VAC, for 1 minute (between lead wire conductors and frame)
- Insulation resistance ..... 10 MΩ or more with a 500 VDC megger (between lead wire conductors and frame)
- Sound pressure level (SPL) ..... At 1 m away from the air inlet
- Storage temperature ..... -30 to +70°C (Non-condensing)
- Lead wire .....  Red  Black or Blue  Yellow (Sensor)
- Mass ..... 52 g

## Specifications

The models listed below **have ribs and pulse sensors**.

Model no.	Rated voltage [V]	Operating voltage range [V]	Rated current [A]	Rated input [W]	Rated speed [min <sup>-1</sup> ]	Max. airflow [m <sup>3</sup> /min] [CFM]	Max. static pressure [Pa] [inchH <sub>2</sub> O]	SPL [dB (A)]	Operating temperature [°C]	Expected life [h]			
▶▶ 109P0405H3013	5	4.5 to 5.5	0.68	3.4	8700	0.32 11.3	102.9 0.414	37	-20 to +70	40000/60°C (70000/40°C)			
▶▶ 109P0405F3013			0.28	1.4	6700	0.244 8.6	58.8 0.236	30		60000/60°C (90000/40°C)			
▶▶ 109P0412K3013	12	8 to 13.2	0.55	6.6	15500	0.59 20.8	340 1.365	50	-20 to +60	40000/60°C (70000/40°C)			
▶▶ 109P0412J3013		7 to 13.2	0.35	4.2	12500	0.46 16.2	210 0.843	44					
▶▶ 109P0412G3013			0.31	3.72	11500	0.42 14.8	179 0.719	42					
▶▶ 109P0412B3013		7 to 13.8	0.28	3.36	10300	0.38 13.4	143 0.574	40					
▶▶ 109P0412H3013			0.195	2.34	8700	0.32 11.3	102.9 0.414	37					
▶▶ 109P0412F3013		10.2 to 13.8	0.105	1.26	6700	0.244 8.6	58.8 0.236	30			-20 to +70	60000/60°C (90000/40°C)	
▶▶ 109P0412M3013			0.045	0.54	4100	0.15 5.3	21.6 0.087	20					
▶▶ 109P0424R3013		24	12 to 26.4	0.25	6	14000	0.51 18.0	263.4 1.057			47	-20 to +60	40000/60°C (70000/40°C)
▶▶ 109P0424J3013				0.18	4.32	12500	0.46 16.2	210 0.843			44		
▶▶ 109P0424G3013				0.19	4.56	11500	0.42 14.8	179 0.719			42		
▶▶ 109P0424B3013	0.13			3.12	10300	0.38 13.4	143 0.574	40					
▶▶ 109P0424H3013	12 to 27.6		0.095	2.28	8700	0.32 11.3	102.9 0.414	37	-20 to +70	60000/60°C (90000/40°C)			
▶▶ 109P0424F3013	14 to 27.6		0.055	1.32	6700	0.244 8.6	58.8 0.236	30					

The following sensor and control options are available for selection.

Available for all models. **Without sensor**

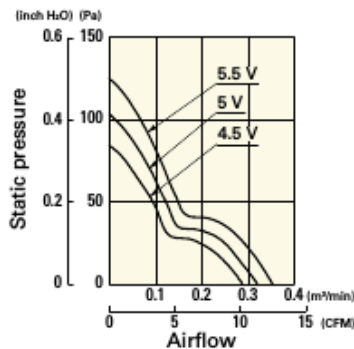
Differs according to the model. Refer to the table on pp. 595 to 596. **Lock sensor** **PWM control**

The ▶▶ mark indicates Short LeadTime Service applicable models. See p. 626 for details.

## Airflow - Static Pressure Characteristics

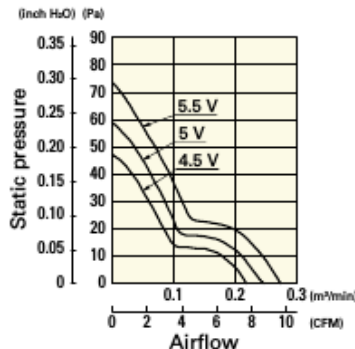
**109P0405H3013** With pulse sensor

Operating voltage range



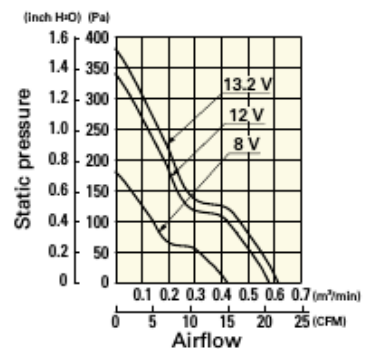
**109P0405F3013** With pulse sensor

Operating voltage range



**109P0412K3013** With pulse sensor

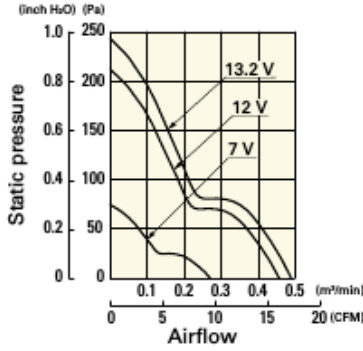
Operating voltage range



**Airflow - Static Pressure Characteristics**

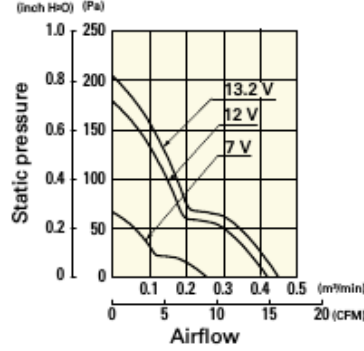
**109P0412J3013** With pulse sensor

Operating voltage range



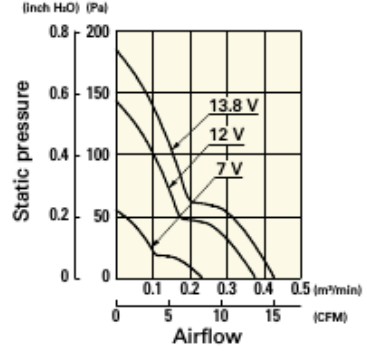
**109P0412G3013** With pulse sensor

Operating voltage range



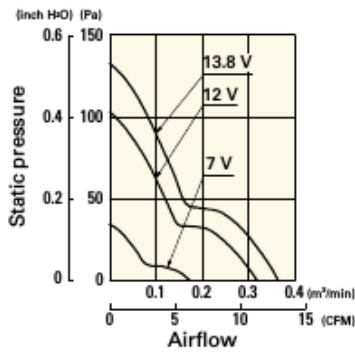
**109P0412B3013** With pulse sensor

Operating voltage range



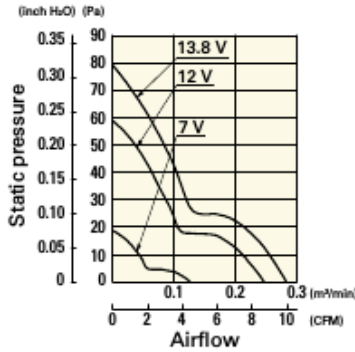
**109P0412H3013** With pulse sensor

Operating voltage range



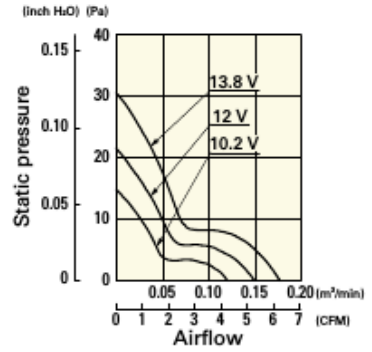
**109P0412F3013** With pulse sensor

Operating voltage range



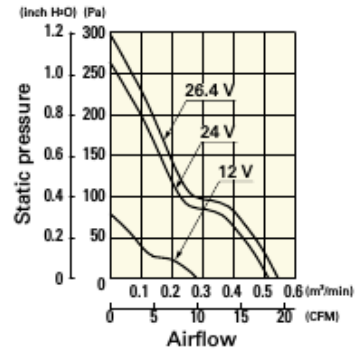
**109P0412M3013** With pulse sensor

Operating voltage range



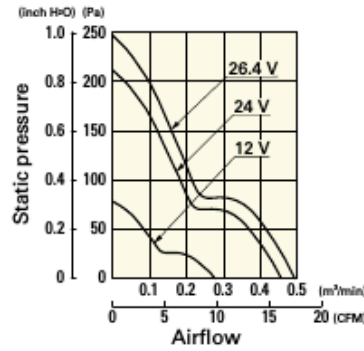
**109P0424R3013** With pulse sensor

Operating voltage range



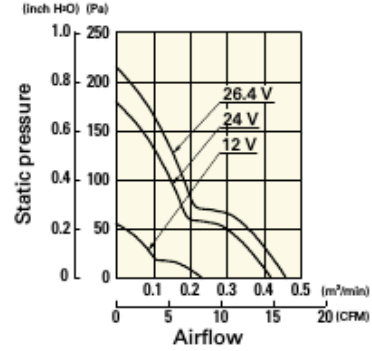
**109P0424J3013** With pulse sensor

Operating voltage range



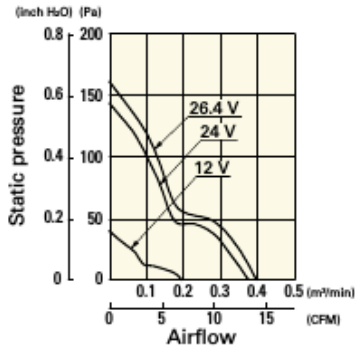
**109P0424G3013** With pulse sensor

Operating voltage range




**109P0424B3013** With pulse sensor

Operating voltage range



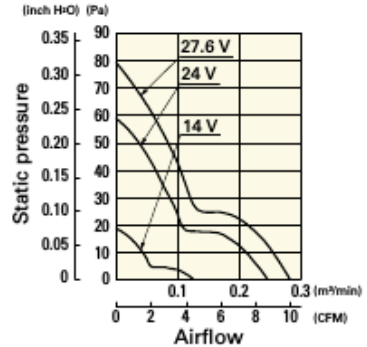
**109P0424H3013** With pulse sensor

Operating voltage range

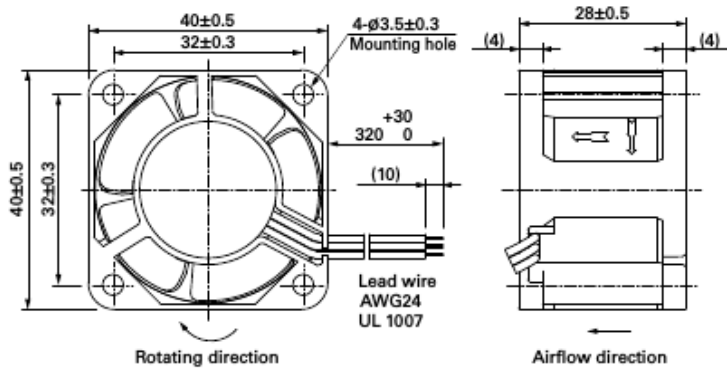


**109P0424F3013** With pulse sensor

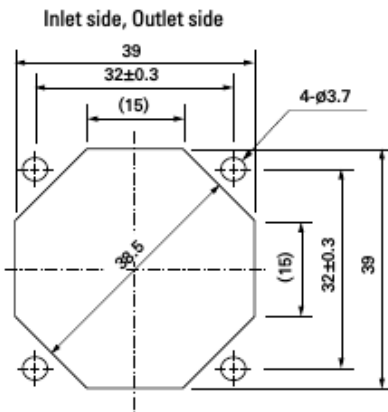
Operating voltage range



**Dimensions (unit: mm)**



**Reference Dimensions of Mounting Holes and Vent Opening (unit: mm)**



**Options**

Finger guards

page: p. 558

Model no.: 109-059, 109-059H

