

D25XB

800V 25A

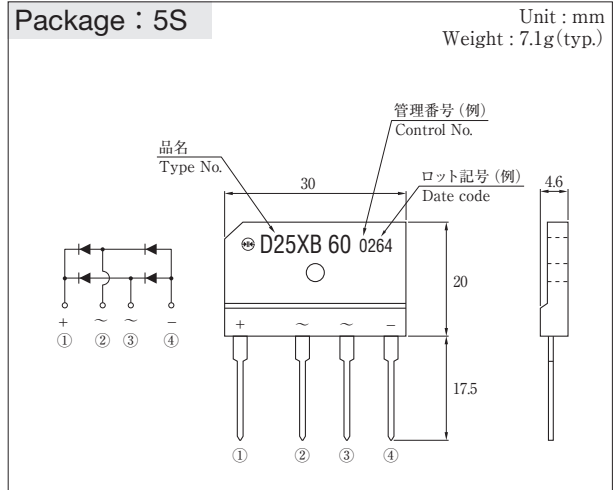
特長

- 薄型 SIP パッケージ
- UL E142422
- 大電流容量
- 高耐圧・高 I_{FSM}
- 高放熱伝導性

Feature

- Thin-SIP
- UL E142422
- Large Io
- High Voltage・Large I_{FSM}
- High Thermal Radiation

■外観図 OUTLINE



外形図については新電元 Web サイト又は〈半導体製品一覧表〉をご参照下さい。捺印表示については捺印仕様をご確認下さい。
For details of outline dimensions, refer to our web site or the Semiconductor Short Form Catalog. As for the marking, refer to the specification "Marking, Terminal Connection."

■定格表 RATINGS

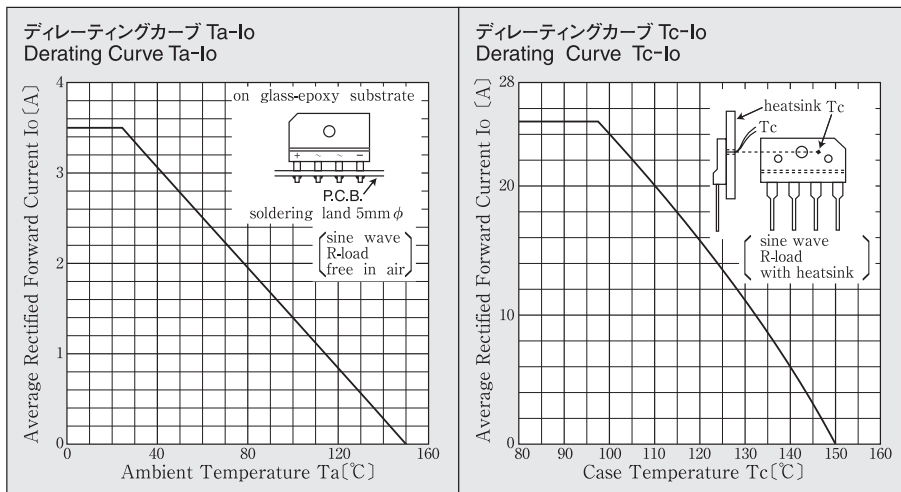
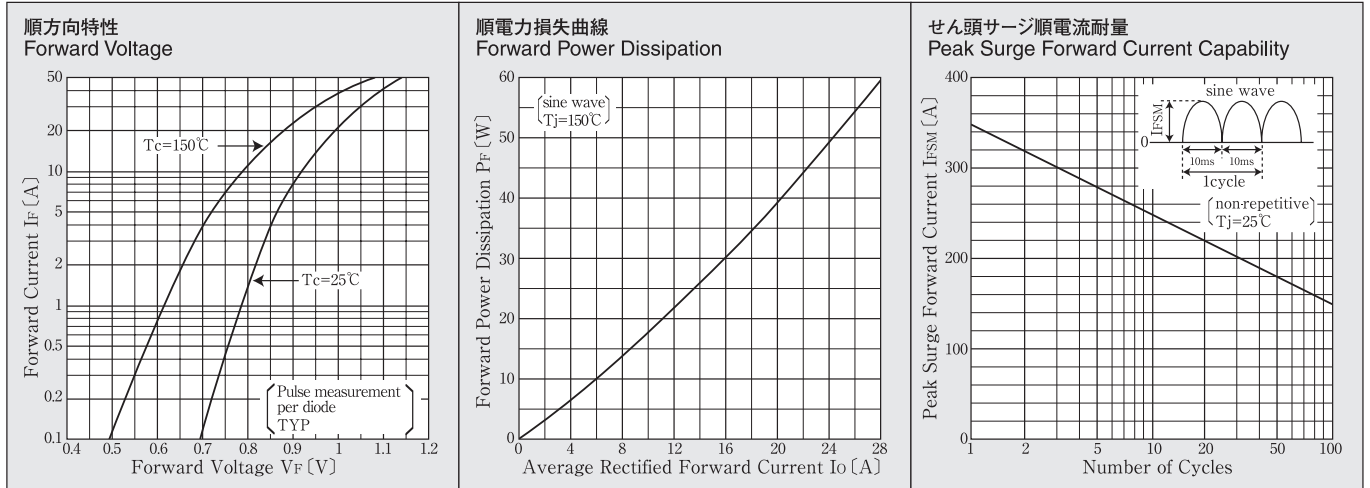
●絶対最大定格 Absolute Maximum Ratings (指定のない場合 T_c=25°C / unless otherwise specified)

項目 Item	記号 Symbol	条件 Conditions	品名 Type No.	D25XB60	D25XB80	単位 Unit
保存温度 Storage Temperature	T _{stg}			- 40~150		°C
接合部温度 Operation Junction Temperature	T _j			150		°C
せん頭逆電圧 Maximum Reverse Voltage	V _{RM}			600	800	V
出力電流 Average Rectified Forward Current	I _O	50Hz 正弦波, 抵抗負荷 50Hz sine wave, Resistance load	フィン付き With heatsink	T _c = 98°C		A
			フィンなし Without heatsink	T _a = 25°C		
せん頭サージ順電流 Peak Surge Forward Current	I _{FSM}	50Hz 正弦波, 非繰り返し 1 サイクルせん頭値, T _j = 25°C 50Hz sine wave, Non-repetitive 1 cycle peak value, T _j = 25°C		350		A
電流二乗時間積 Current Squared Time	I ² t	1ms ≤ t < 10ms, T _j = 25°C, 1 素子当たりの規格値 per diode		300		A ² s
絶縁耐圧 Dielectric Strength	V _{dis}	一括端子・ケース間, AC 1 分間印加 Terminals to Case, AC 1 minute		2.5		kV
締め付けトルク Mounting Torque	TOR	(推奨値: 0.5 N·m) (Recommended torque: 0.5 N·m)		0.8		N·m

●電氣的・熱的特性 Electrical Characteristics (指定のない場合 T_c=25°C / unless otherwise specified)

順電圧 Forward Voltage	V _F	I _F = 12.5A, パルス測定, 1 素子当たりの規格値 Pulse measurement, per diode		MAX	1.05	V
逆電流 Reverse Current	I _R	V _R = V _{RM} , パルス測定, 1 素子当たりの規格値 Pulse measurement, per diode		MAX	10	μA
熱抵抗 Thermal Resistance	θ _{jc}	接合部・ケース間, フィン付き Junction to Case, With heatsink		MAX	1	°C/W
	θ _{jl}	接合部・リード間, フィンなし Junction to Lead, Without heatsink		MAX	5	
	θ _{ja}	接合部・周囲間, フィンなし Junction to Ambient, Without heatsink		MAX	22	

■特性図 CHARACTERISTIC DIAGRAMS



- * Sine wave は 50Hz で測定しています。
- * 50Hz sine wave is used for measurements.
- * 半導体製品の特性は一般的にバラツキを持っています。
- Typical は統計的な実力を表しています。
- * Semiconductor products generally have characteristic variation.
- Typical is a statistical average of the device's ability.

Notes

1. If you wish to use any such product, please be sure to refer to the specifications issued by Shindengen.
2. All products described or contained herein are designed with a quality level intended for use in standard applications requiring an ordinary level of reliability. If these products are to be used in equipment or devices for special or specific applications requiring an extremely high grade of quality or reliability in which failures or malfunctions of products may directly affect human life or health, a local Shindengen office must be contacted in advance to confirm that the intended use of the product is appropriate. Shindengen products are grouped into the following three applications according to the quality grade.

[Standard applications]

Computers, office automation and other office equipment, communication terminals, test and measurement equipment, audio/visual equipment, amusement equipment, consumer electronics, machine tools, personal electronic equipment, industrial equipment, etc.

[Special applications]

Transportation equipment (vehicles, ships, etc.), trunk-line communication equipment, traffic signal control systems, anti-disaster/crime systems, safety equipment, medical equipment, etc.

[Specific applications]

Nuclear reactor control systems, aircraft, aerospace equipment, submarine repeaters, life support equipment and systems, etc.

3. Although Shindengen continuously endeavors to enhance the quality and reliability of its products, customers are advised to consider and take safety measures in their design, such as redundancy, fire containment and anti-failure, so that personal injury, fires, or societal damages can be prevented.
4. Please note that all information described or contained herein is subject to change without notice due to product upgrades and other reasons. When buying Shindengen products, please contact the Company's offices or distributors to obtain the latest information.
5. Shindengen shall not bear any responsibility with regards to damages or infringement of any third-party patent rights and other intellectual property rights incurred due to the use of information on this website.
6. The information and materials on this website neither warrant the use of Shindengen's or any third party's patent rights and other intellectual property rights, nor grant license to such rights.
7. In the event that any product described or contained herein falls under the category of strategic products controlled under the Foreign Exchange and Foreign Trade Control Law of Japan, exporting of such products shall require an export license from the Japanese government in accordance with the above law.
8. No reprinting or reproduction of the materials on this website, either in whole or in part, is permitted without proper authorization from Shindengen.